

**LESSON**  
**6.1**

**Practice B**

For use with the lesson "Solve Linear Systems by Graphing"

**Tell whether the ordered pair is a solution of the linear system.**

**1.** (4, 1);  
 $x + 2y = 6$   
 $3x + y = 11$

**2.** (-2, 1);  
 $5x - 2y = -12$   
 $x + 3y = 1$

**3.** (4, -3);  
 $-3x + 2y = -18$   
 $6x - y = 27$

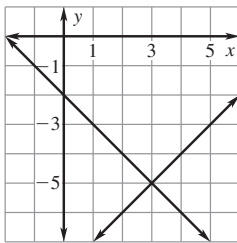
**4.** (-4, -6);  
 $3x - y = 6$   
 $-x + 2y = 8$

**5.** (-4, 3);  
 $4x + 3y = -12$   
 $x + 2y = -6$

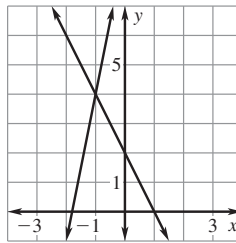
**6.** (-2, -5);  
 $-x + y = -3$   
 $-x + 3y = -13$

**Use the graph to solve the linear system. Check your solution.**

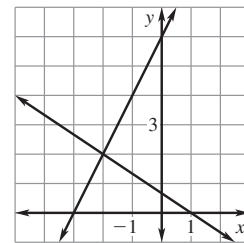
**7.**  $x - y = 8$   
 $x + y = -2$



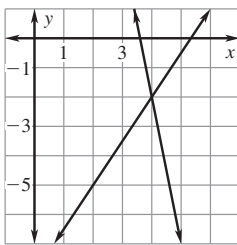
**8.**  $5x - y = -9$   
 $y + 2x = 2$



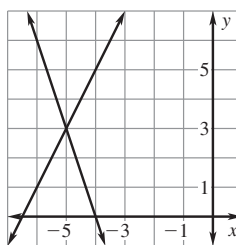
**9.**  $2x + 3y = 2$   
 $-2x + y = 6$



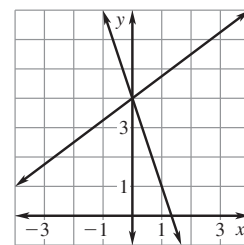
**10.**  $3x - 2y = 16$   
 $5x + y = 18$



**11.**  $2x - y = -13$   
 $y + 3x = -12$

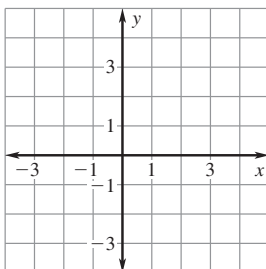


**12.**  $6x + 2y = 8$   
 $-3x + 4y = 16$

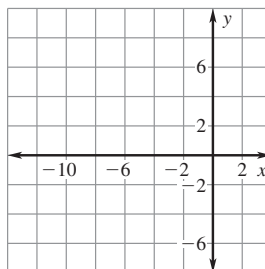


**Solve the linear system by graphing. Check your solution.**

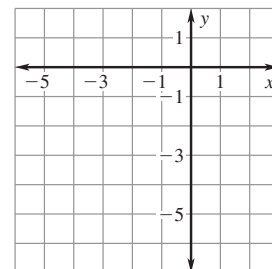
**13.**  $y = 3x$   
 $y = 4x - 1$



**14.**  $2x + y = -4$   
 $x - y = -8$

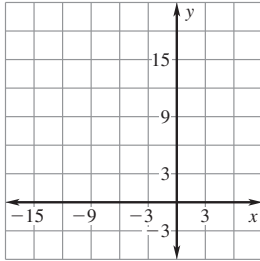


**15.**  $-3x - y = -1$   
 $2x + 4y = -16$

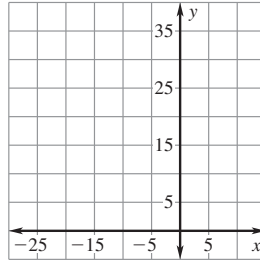


**Practice B** *continued*  
For use with the lesson "Solve Linear Systems by Graphing"

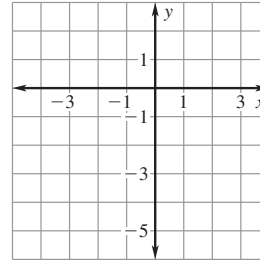
16.  $2x + 2y = -6$   
 $-5x + y = 15$



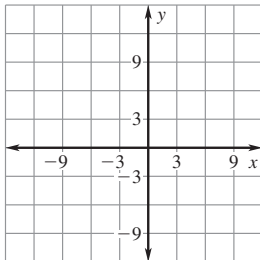
17.  $-6x + y = 33$   
 $2x - 8y = -34$



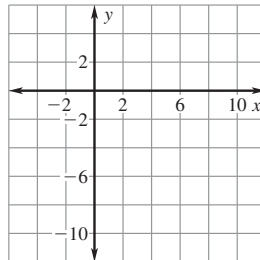
18.  $-9x + 6y = -6$   
 $2x - 3y = 8$



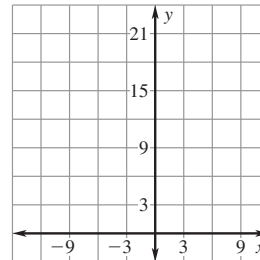
19.  $3x + 2y = 3$   
 $5x + y = -9$



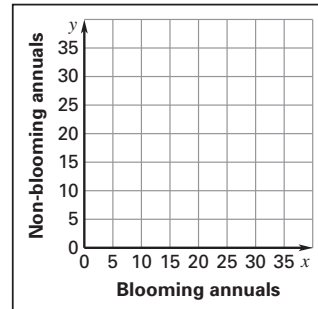
20.  $x - y = 9$   
 $3x + 2y = 2$



21.  $6x + y = 19$   
 $5x - 2y = -4$



22. **Hanging Flower Baskets** You will be making hanging flower baskets. The plants you have picked out are blooming annuals and non-blooming annuals. The blooming annuals cost \$3.20 each and the non-blooming annuals cost \$1.50 each. You bought a total of 24 plants for \$49.60. Write a linear system of equations that you can use to find how many of each type of plant you bought. Then graph the linear system and use the graph to find how many of each type of plant you bought.



23. **Baseball Outs** In a game, 12 of a baseball team's 27 outs were fly balls. Twenty-five percent of the outs made by infielders and 100% of the outs made by outfielders were fly balls.
- Write a linear system you can use to find the number of outs made by infielders and the number of outs made by outfielders. (*Hint: Write one equation for the total number of outs and another equation for the number of fly ball outs.*)
  - Graph your linear system.
  - How many outs were made by infielders? How many outs were made by outfielders?

